



CORPORATE NET BANKING APPLICATION

(For Branch Use Only)

Branch

Branch Code Customer ID

Account No.

PLEASE FILL UP THE FORM IN BLOCK LETTERS (fields marked as * are mandatory)

CORPORATE DETAILS

Organisation Name*

Customer ID*

We request you to register the below named officials/persons as authorised users, of “NKGSB Corporate Net Banking Services” on our behalf for viewing and/or operating & carrying out transactions including fund transfers in all its account(s) mentioned below & to avail various other customer services offered by bank through its website /corporate net banking from time to time.

ACCOUNT ACCESS:

Account No.1

Account No.2

Account No.3

Account No.4

Account No.5

USER DETAILS & ACCESS LEVELS TO BE PROVIDED IN CORPORATE NET BANKING*					
	User 1	User 2	User 3	User 4	User 5
Customer ID	<input type="text"/>	<input type="text"/>	<input type="text"/>	<input type="text"/>	<input type="text"/>
User Name (please do not write company name here)	<input type="text"/>	<input type="text"/>	<input type="text"/>	<input type="text"/>	<input type="text"/>
Email Id	<input type="text"/>	<input type="text"/>	<input type="text"/>	<input type="text"/>	<input type="text"/>
Mobile No.	<input type="text"/>	<input type="text"/>	<input type="text"/>	<input type="text"/>	<input type="text"/>
Type of user	<input type="checkbox"/> Initiator(Maker) <input type="checkbox"/> Authorizer (Checker) <input type="checkbox"/> Dual: Initiator/ Authoriser <input type="checkbox"/> View Access	<input type="checkbox"/> Initiator(Maker) <input type="checkbox"/> Authorizer (Checker) <input type="checkbox"/> Dual: Initiator/ Authoriser <input type="checkbox"/> View Access	<input type="checkbox"/> Initiator(Maker) <input type="checkbox"/> Authorizer (Checker) <input type="checkbox"/> Dual: Initiator/ Authoriser <input type="checkbox"/> View Access	<input type="checkbox"/> Initiator(Maker) <input type="checkbox"/> Authorizer (Checker) <input type="checkbox"/> Dual: Initiator/ Authoriser <input type="checkbox"/> View Access	<input type="checkbox"/> Initiator(Maker) <input type="checkbox"/> Authorizer (Checker) <input type="checkbox"/> Dual: Initiator/ Authoriser <input type="checkbox"/> View Access

Please note:

- ★ Transaction alerts will be sent to registered mobile number linked with the corporate Id.
- ★ For any transaction, there should be at least one unique initiator and authorizer as user or two dual Users.
- ★ In case there are more than five users, please fill additional form.

*Please fill Annexure-I (on Page no. 4) along with this, if access has to be restricted for certain users to specific accounts / users only.


General Conditions:

1. The account number, customer details and the authorised users should be as per the Bank records and as per the relative documents (partnership deed/letters of authority/board resolution, etc.) submitted and in line with the operating instructions already submitted to the bank.
2. In case of Partnership accounts, a mandate duly signed by all the partners authorizing the above said users to operate the above accounts through Internet Banking has to be submitted along with this application.
3. In case of Limited Company, Resolution of the Board of Directors authorizing the above said users to operate the above accounts through Internet Banking has to be submitted along with this application.
4. The customer can revoke the authority of above users, change the user access profile and authorize new users by submitting a resolution / mandate as prescribed by The NKGSB Bank and allow the bank reasonable time to effect the changes.
5. In case the above authorized user leaves the services of the customer or incapacitated in any way, the customer shall immediately notify The NKGSB Bank to disable the user access by giving reasonable time to do so.
6. Initiator User ID will be created for net banking facility alone, though he is not an authorised operator as per the records submitted and as per details available in CBS. However "Authoriser user" for the net banking should be in sync with the operating instructions in CBS and should be as per documentary evidences submitted.
7. PIN mailer/s will be sent to the applicant's branch as per the records available in CBS.


Declarations:

I/We confirm that the information given above is correct. We will agree to perform the financial transaction through net banking within the ceiling limit fixed by the bank from time to time. We have read and accepted the terms and conditions as displayed on the website www.nkgbsb-bank.com, a copy of which is in our possession. We agree that transactions executed over Internet Banking Services under by the above Users and Passwords will be binding on us. Any violation of the above mentioned terms and conditions, the bank can revoke and terminate the Internet banking facility provided to us. I/we declare that all the particulars and information given in this application form (and all documents referred to or provided herewith) are true, correct, complete and up-to-date in all respects and we have not withheld any information.


Auth. Signatory 1 Name: _____

 Signature of authorised signatory 1
along with company seal


Auth. Signatory 2 Name: _____

 Signature of authorised signatory 2
along with company seal


Auth. Signatory 3 Name: _____

 Signature of authorised signatory 3
along with company seal

Auth. Signatory 4 Name: _____

 Signature of authorised signatory 4
along with company seal

Auth. Signatory 5 Name: _____

 Signature of authorised signatory 5
along with company seal

Place : _____

Date : _____

For Branch Use

We confirm having verified the signatures to recommend Quick Net Banking services.

Signature of the Branch Manager

Branch Manager Name: _____ Employee Code: _____

Branch Name: _____ Date: _____ Place: _____

For Central Processing Cell

User ID created by: _____ Emp. Code _____ Date: _____

User ID created by: _____ Emp. Code _____ Date: _____

Annexure – I

Sr. No.	Account Number	User ID	Access	
			Transaction	View
1			<input type="checkbox"/> Yes <input type="checkbox"/> No	<input type="checkbox"/> Yes <input type="checkbox"/> No
2			<input type="checkbox"/> Yes <input type="checkbox"/> No	<input type="checkbox"/> Yes <input type="checkbox"/> No
3			<input type="checkbox"/> Yes <input type="checkbox"/> No	<input type="checkbox"/> Yes <input type="checkbox"/> No
4			<input type="checkbox"/> Yes <input type="checkbox"/> No	<input type="checkbox"/> Yes <input type="checkbox"/> No
5			<input type="checkbox"/> Yes <input type="checkbox"/> No	<input type="checkbox"/> Yes <input type="checkbox"/> No
6			<input type="checkbox"/> Yes <input type="checkbox"/> No	<input type="checkbox"/> Yes <input type="checkbox"/> No
7			<input type="checkbox"/> Yes <input type="checkbox"/> No	<input type="checkbox"/> Yes <input type="checkbox"/> No
8			<input type="checkbox"/> Yes <input type="checkbox"/> No	<input type="checkbox"/> Yes <input type="checkbox"/> No
9			<input type="checkbox"/> Yes <input type="checkbox"/> No	<input type="checkbox"/> Yes <input type="checkbox"/> No
10			<input type="checkbox"/> Yes <input type="checkbox"/> No	<input type="checkbox"/> Yes <input type="checkbox"/> No